



Connectors > RF Coax Connectors > RF Connectors



RF Interface: **SMA**

RF Connector Style: **Jack**

RF Connector Mated Outer Diameter (Approximate): **6.35 mm [ .25 in ]**

Impedance: **50 Ω**

RF Connector Coupling Mechanism: **Threaded**

## Features

### Product Type Features

Connector Product Type	Connector Assembly
RF Interface	SMA
RF Connector Style	Jack
Connector System	Cable-to-Panel
Sealable	No

### Configuration Features

Number of Positions	1
Number of Coaxial Contacts	1

### Electrical Characteristics

Impedance	50 Ω
-----------	------

### Body Features

Cable Connector Orientation	Straight
Body Material	Stainless Steel
Body Material Finish	Passivated

### Contact Features

RF Connector Center Contact Underplating Material	Copper
RF Connector Contact Configuration	Captivated Contacts
RF Connector Center Contact Plating Material	Gold
RF Connector Center Contact Material	Beryllium Copper

### Mechanical Attachment

Panel Attachment Style	Front Mount, Rear Mount
RF Connector Coupling Mechanism	Threaded
Connector Mounting Type	Panel Mount
Detent	Without

### Dimensions

Product Length	10.8 mm[.425 in]
RF Connector Mated Outer Diameter (Approximate)	6.35 mm[.25 in]

### Usage Conditions

Operating Temperature Range	-65 – 165 °C[-85 – 329 °F]
-----------------------------	----------------------------

### Operation/Application

Operating Frequency	18 GHz
---------------------	--------

### Packaging Features

Packaging Method	Bag
------------------	-----

### Other

RF Connector Comment	Accepts 0.5mm [.020] dia. pin
Dielectric Material	TFE Fluorocarbon

## Product Compliance

[For compliance documentation, visit the product page on TE.com>](#)

EU RoHS Directive 2011/65/EU	Compliant with Exemptions
EU ELV Directive 2000/53/EC	Compliant with Exemptions
China RoHS 2 Directive MIIT Order No 32, 2016	Restricted Materials Above Threshold
EU REACH Regulation (EC) No. 1907/2006	Current ECHA Candidate List: JUNE 2022 (224) Candidate List Declared Against: JUL 2021 (219) SVHC > Threshold: Pb (.6% in Component Part) <small>Article Safe Usage Statements:</small>

Do not eat, drink or smoke when using this product. Wash thoroughly after handling. Recycle if possible and dispose of the article by following all applicable governmental regulations relevant to your geographic location.

Halogen Content

Low Bromine/Chlorine - Br and Cl < 900 ppm per homogenous material. Also BFR /CFR/PVC Free

Solder Process Capability

Pin-in-Paste capable to 260°C


Product Compliance Disclaimer

This information is provided based on reasonable inquiry of our suppliers and represents our current actual knowledge based on the information they provided. This information is subject to change. The part numbers that TE has identified as EU RoHS compliant have a maximum concentration of 0.1% by weight in homogenous materials for lead, hexavalent chromium, mercury, PBB, PBDE, DBP, BBP, DEHP, DIBP, and 0.01% for cadmium, or qualify for an exemption to these limits as defined in the Annexes of Directive 2011/65/EU (RoHS2). Finished electrical and electronic equipment products will be CE marked as required by Directive 2011/65/EU. Components may not be CE marked. Additionally, the part numbers that TE has identified as EU ELV compliant have a maximum concentration of 0.1% by weight in homogenous materials for lead, hexavalent chromium, and mercury, and 0.01% for cadmium, or qualify for an exemption to these limits as defined in the Annexes of Directive 2000/53/EC (ELV). Regarding the REACH Regulation, the information TE provides on SVHC in articles for this part number is based on the latest European Chemicals Agency (ECHA) 'Guidance on requirements for substances in articles' posted at this URL: <https://echa.europa.eu/guidance-documents/guidance-on-reach>

Also in the Series | AMP SMA




Battery Holders(1)



Between Series Adapters(1)




Coax Terminators(1)



In-Series Adapters(11)



Rack & Panel Ferrules & Inserts(1)



RF Cable Assemblies(2)



RF Connector Hardware(2)



RF Connector Launchers(8)



RF Connector Shrouds(3)



RF Connectors(297)

## Documents

### Product Drawings

2058 5328 02

English

### CAD Files

3D PDF

3D

Customer View Model

[ENG\\_CVM\\_CVM\\_1053261-1\\_A.2d\\_dxf.zip](#)

English

Customer View Model

[ENG\\_CVM\\_CVM\\_1053261-1\\_A.3d\\_igs.zip](#)

English

Customer View Model

[ENG\\_CVM\\_CVM\\_1053261-1\\_A.3d\\_stp.zip](#)

English

By downloading the CAD file I accept and agree to the [Terms and Conditions](#) of use.

### Product Environmental Compliance

Product Compliance

English

Product Compliance

English